



District 9 4-H FASHION STORYBOARD – 2016-2017 General Rules and Guidelines

NEW THIS YEAR: Storyboards must be turned in to your county extension office by the specified due date set by your county office.

Please be sure to register on 4-H Connect by Sunday, April 16, 2017.

OVERVIEW

The 4-H Fashion Storyboard is an industry-inspired method of displaying original designs. The best storyboards create vivid visual images that are interesting and appealing to viewers. The storyboard “tells the story” of the designer’s idea. The storyboard includes original illustrations and flats, as well as additional materials (such as photos from the Internet or magazines, paper, fabric swatches, patterns, etc.) that have influenced the unique design.

PURPOSE

The purpose of the Fashion Storyboard contest is to give 4-H members an opportunity to create a storyboard of their original design. It also provides the members an opportunity to gain knowledge of the career responsibilities of a fashion designer and illustrator, enhance creativity and originality, and develop visual communication skills.

DESIGN BRIEF

The following design brief serves as the direction for the 2017 Fashion Storyboards. 4-H members should create their Fashion Storyboard around their interpretation of the design brief.

Inspired By Music

Whether you’re heading to a concert, going dancing with friends or just hanging out at home listening to your favorite tunes, let your style choices reflect your musical taste with designs inspired by melody, tune, harmony, composition and song. From the rapid lively tempo of country music banjos, the slow sad moan of the blues, or the edgy upbeat rhythm of hip hop, there is a melodic palette for everyone.

GENERAL RULES

1. Participation and Level of Competition. The District 9 4-H and Youth Development Fashion Storyboard contest is open to all 4-H members. Senior 4-H Members who have placed 1st, 2nd, or 3rd in their district contest in each category in the Fashion Storyboard competition will advance to Texas 4-H Roundup.

Age Division. This contest is open to all age divisions. There will be three age divisions: Junior, Intermediate and Senior. Age is determined as of August 31, 2016.

<u>Division</u>	<u>Grades</u>
Junior	(3 rd grade - 5 th grade)
Intermediate	(6 th grade - 8 th grade)
Senior	(9 th grade - 12 th grade)

2. Entry of Storyboard. A 4-H member (Junior, Intermediate, or Senior) may enter up to **two** storyboards from **two** different categories. Each storyboard must be created by the 4-H member. Fashion Storyboard layouts should include original illustrations and flats, as well as additional materials that have influenced their unique design. 4-H members may choose to manually affix the pieces of their layout to their storyboard or computer-generated layouts can be printed and affixed to the foam core or mat board. All items need to be securely adhered to the board. It is the 4-H member’s responsibility to affix all components of their layout for secure transportation. **Participants are encouraged to bring story board(s) in sturdy protective/portfolio cases to prevent damage.**



3. ****Submission of Storyboard.** Entering the competition is by submitting your Fashion Storyboard(s) and registering on 4-H Connect by Sunday, April 16, 2017. **There are no interviews for this contest.** The Fashion Storyboard(s) must be turned into the designated county extension offices by your county extension agent by **Tuesday, April 4, 2017.** The designated offices are: Brazoria, Burleson, Fort Bend, Jefferson and Walker Counties. Storyboards will be judged prior to Big Time in D9 and will be transported by fashion storyboard committee members to **Lone Star College-Montgomery Campus, Conroe, TX.** **Participants are encouraged to put story board(s) in sturdy protective/portfolio cases to prevent damage during transportation.**

****Agents will need to set their deadline accordingly so that story boards are delivered to the counties collecting boards by April 4th.**

4. **Identification of Storyboard.** The Fashion Storyboard(s) Label must be securely affixed to the back of the storyboard. The label can be found on the District 9 4-H website <http://d94-h.tamu.edu/eventsandcontests/bigtime/fashion-story-board/>. The label MUST be legibly printed or typed and MUST be complete, including the answer to the Originality of Design question. The 4-H member should not put his/her name on the front.

5. **Number of garments designed.** Focus on **one** garment/outfit for the storyboard (s). Contestants may provide up to two (2) variations of the original design.

6. **Categories.** The following is a list of the categories and descriptions. Each storyboard should be entered into one category. A 4-H member may enter up to **two** storyboards in **two** different categories.

- a. **Wearable:** Clothing that can be worn. Includes items such as pants, shorts, skirts, blouses, sweaters, coats, dresses, etc.
- b. **Accessory:** Includes items such as belts, purses, bags, hats, etc.
- c. **Jewelry:** Includes necklaces, bracelets, rings, and earrings.
- d. **Non-Wearable:** Includes items such as pillows, organizers, holiday items, stuffed animals, items for the home, etc.
- e. **Pet Clothing:** Includes items that can be worn by a pet or any other animal.

7. **Scoring.** Storyboards will be evaluated using the 4-H Fashion Storyboard Score Sheet which can be found on the District 9 4-H website <http://d94-h.tamu.edu/eventsandcontests/bigtime/fashion-story-board/>.

8. **Display process.** Fashion Storyboards will be displayed beginning Friday morning at registration.

9. **Story Board Check-out Process.** Boards will be displayed at the registration sight beginning Friday morning and may be picked up by you or your county extension agent Saturday after 3:00 pm. A sign out sheet will be provided for the families of the storyboards or the county extension agent checking the story boards out.

10. **Awards.** Awards will be presented Friday, May 12, 2017 during evening events that start at 7:00 pm.

11. **Each Storyboard must conform to and will be evaluated based on the following, but is not limited to:**

- a. **Visual Appeal/Creativity of Storyboard** – Storyboards should show evidence of creativity by the 4-H member. The layout of the storyboard should illustrate a theme, mood, or spirit of an idea.
 - i. A good storyboard should have a strong focal point.
 - ii. Placement of the inspirational items should allow the eye to flow across all elements of the board without distracting from the design.



- iii. “White space” or “blank space” should be kept in consideration. Too much or too little white space detracts from the design.
- iv. Additional photos and other materials can be used to show the inspiration for the design. These additional materials should enhance the storyboard, without taking away from the original design.
- b. **Quality of Workmanship** – Storyboards should be neat and demonstrate quality of workmanship.
- c. **Consistent Color Palette** – Use a consistent color palette and theme throughout the board.
- d. **Fabric Samples, Trims, and Embellishments** – Fabric samples must be included on the board and be appropriate for the design illustrated. Trims and embellishments that would be used on the garment/outfit should be included, if applicable to the design.
 - i. If the exact fabric swatch cannot be found, a “basic swatch” may be used to illustrate fabric type (denim, linen, etc.), and the 4-H member can draw out the detail.
 - ii. Examples of trims and embellishments would be top stitching, piping, buttons, etc.
- e. **Dimension** – Must use foam core board or mat board. Must be 20" x 30", displayed horizontally or vertically. **Do not use poster board.**
- f. **Consistent Theme** – All elements are cohesive and support the design brief.
- g. **Originality of Designs** – All design illustrations and flats should be the original work of the 4-H member. The design may be hand drawn or computer drawn. No “copying and pasting” from someone’s design as seen on the Internet, in a magazine, or other sources for the original design.
- h. **Design Detail** – Should include the at least one Illustration and at least one Flat.
 - i. *Illustration* – Include at least one main artistic and appropriate fashion illustration. At least one illustration must be on a model/croquis. The model/croquis does not have to be an original drawing and may be traced. See the example below.
 - ii. *Flats* – Include at least one flat. Flats are working drawings that are not on a model/croquis that illustrate other views like you would find on a dressmaker’s pattern envelope. The flats should depict the garment from other views and details. See the example below.

Flats combine style with information. You have created an original design and now you need to be able to create a drawing to help someone else see how to make it. Flats are drawn to define shape, fit, construction and sometimes fabrication. Flats are more factual than the same garment drawn on the figure, posed for dramatic looks. They show how a garment is to be made versus how it will be worn.

These drawings for fashion manufacturing are always drawn looking at the garment, never at an angle. Consider this your only means of communication to the seamstress; if you leave out a particular detail, the garment won’t end up being manufactured properly. The details must be exact and clearly specified.

<http://www.fashion-templates.com/technical-drawings.html>



Flats
showing other views

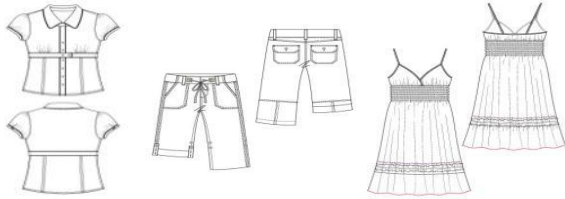
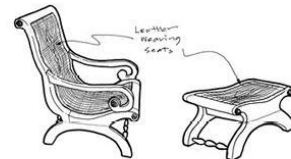

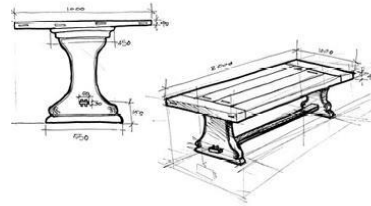


Illustration
outfit drawn on a model/croquis



Pictures taken from: www.designersnexus.com

Jewelry Design – flats need to include the technical aspects of a piece of jewelry including clasps, crimp beads, cord or wire, jump rings, etc.



Non-wearable can include details on construction materials and dimensions.

i. **Titles/Labels** – The title for each storyboard must be: **Inspired By Music**

A subtitle may be used for a more personalized name of the design. Labels may be included to enhance the storyboard or to clarify a point, but they will not be required.

j. **Design Brief** – Storyboards should follow the design brief and category descriptions.

TEXAS 4-H FASHION STORYBOARD WEBSITE

<http://fcs.tamu.edu/clothing/4h/packet/>